


Bushland ISD Citizen Facility Planning Committee

JANUARY 14, 2021




Welcome/Review Last Week

MR. CHRIS WIGINGTON, SUPERINTENDENT OF SCHOOLS
BRAD SPINKS, COMMITTEE CHAIRMAN



District Overview



Our Vision

Bushland Students Today...Leaders Tomorrow


Our Mission

Together, we guide every student to reach their greatest potential.

Core Beliefs

Faith, Unity, Integrity, Scholarship, Leadership, Work Ethic

Meeting Agenda



Greetings and Questions from Last Week

Brad Spinks, Citizen Committee Chairman

Mr. Chris Wigington, Superintendent of Schools

Departmental Information

Mr. Chris Wigington and Dr. Tom Giles

District Wide Master Planning & Concepts

Steve Hulsey, Corgan

Middle School Tour

Lance Melton, Corgan

Middle School Assessment and Conditions

Lance Melton, Corgan

District Facility Education Standards

Lance Melton, Corgan

Demographics

Trent Smith, Templeton Demographics

Facility Design and Functional Capacity Study

Steve Hulsey, Corgan

Questions, Discussion and Next Meeting

Brad Spinks, Citizens Committee Chairman

District Information




Technology




MR. CHRIS WIGINGTON, SUPERINTENDENT OF SCHOOLS

DR. TOM GILES, ASSISTANT SUPERINTENDENT OF SCHOOLS

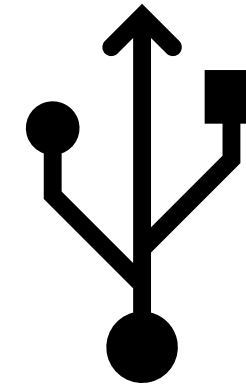
District Technology Priorities



**INSTRUCTIONAL
TECHNOLOGIES**



**OPERATIONAL
TECHNOLOGIES**



**TECHNOLOGY
INFRASTRUCTURE**

Executive Summary

TECHNOLOGY INFRASTRUCTURE REPORT



Bushland ISD has spent the past 5 years seeking to update outdated systems that have been close their expiration life cycles. We upgraded our district internet connection from a 30 Mbps hybrid wireless point to point connect, to a 300 Mbps dark fiber connections, to what we currently have 6 Gbps.

We have an access point in every classroom as well as an interactive board that teachers can use to hook their laptops up to. Security cameras have been slowly upgraded in the interior of all main buildings as well as the exteriors of those buildings. We have upgraded our network video recorder servers to be able to handle 60 day retention for security video and be able to integrate door access with the same servers. Infrastructure has been implemented to handle virtualization of our older servers and have invested in a disaster recovery backup system for mission critical file servers.

Department



Bushland ISD’s technology department strives to promote customer service through a positive attitude towards seeking to advance opportunities for staff and students to achieve their greatest potential. We have managed to accomplish doing this with 4 employees supporting approximately 211 staff members and over 1400 students.

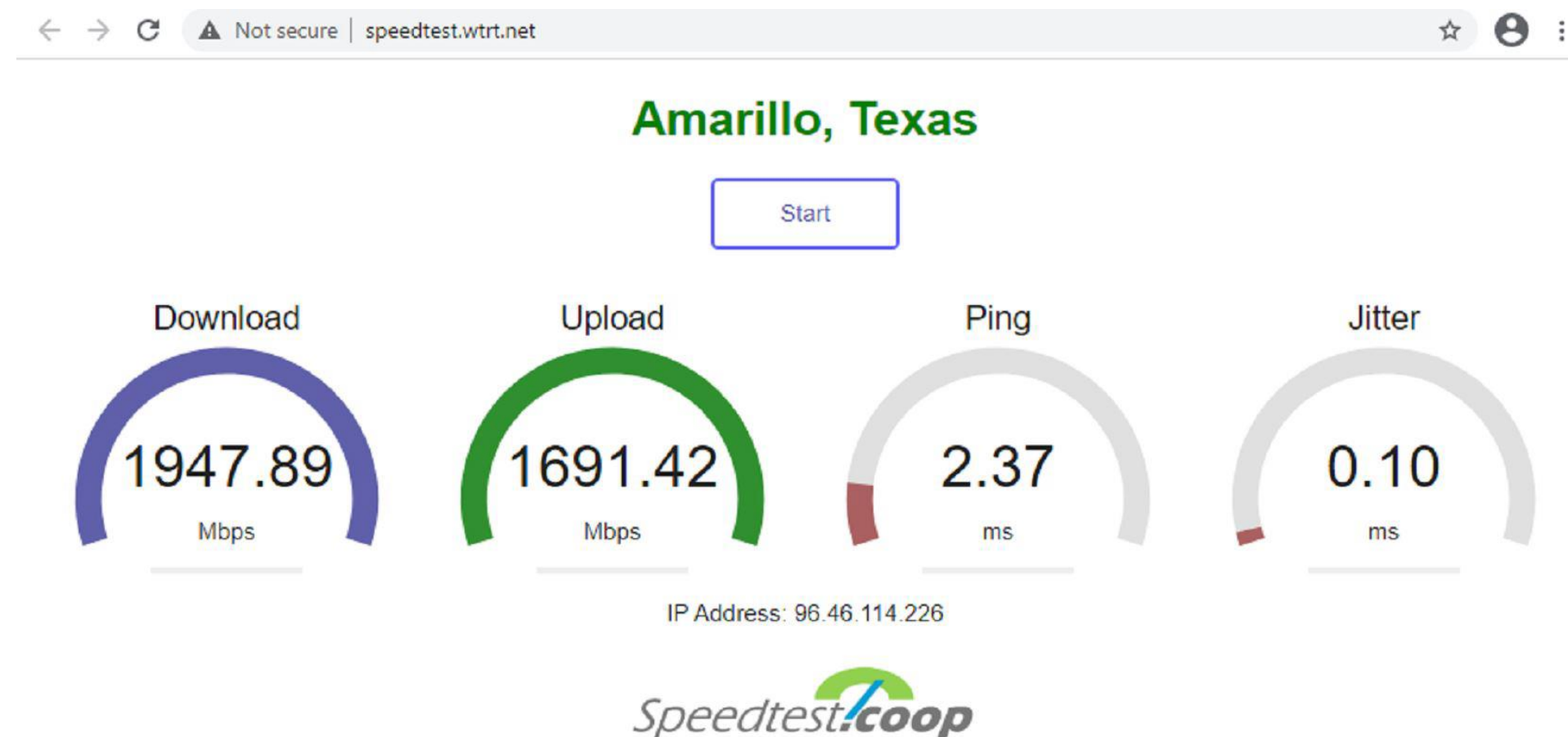
We work as a team to meet the many needs of the district throughout each day. This is accomplished by maintaining the following values:

<p>Prioritization of help tickets</p> <ol style="list-style-type: none">1. We prioritize tickets that have an immediate interruption to instructional time.2. Attempt to minimize downtime of any technology systems	<p>Eagerness to help instruct/educate</p> <ol style="list-style-type: none">1. Offer opportunities to educate on new ways to use technology to aide in instruction.2. Educate staff/students on how to effectively use new technology that is introduced.
<p>Excellent customer service</p> <ol style="list-style-type: none">1. When offering assistance, we always maintain a positive attitude and patience.2. We try to empathize with the community we serve in order to offer a pleasant experience.	<p>Team Work</p> <ol style="list-style-type: none">1. We work together on projects that are larger scale in order to efficiently finish them.2. We always share knowledge on subject matter that will help meet the needs of our staff/students.
<p>Willingness to help</p> <ol style="list-style-type: none">1. We step in were needed and lend a hand to any who ask.2. We are willing to help any Bushland ISD staff/students.	

Internet Connectivity



Bushland ISD has an internet connection of 6 Gbps from our internet service provider WTRT Services. They allot the district to have both the download speeds and upload speeds to be consistently fast. They don't provide standby redundancy but they do offer immediate assistance to change over fiber connections should our area fiber get cut. They also have the ability to quickly change over to a different point of origin should our area and our point of origin fiber line experience a cut. They have two other locations they can change our connection over to that include New Mexico and Seattle. We currently get internet connection fiber out of Dallas.



Internal Network Infrastructure




Bushland ISD's network infrastructure has a heavily Cisco Meraki integration with Cisco Core Switches that direct segmented internet traffic. We update all this equipment in cycles with the help of E-Rate.

All internet traffic comes into our High School server room and goes into an MX450 Meraki Firewall. From there it sends out to a Cisco Catalyst 9300 core switch and then to distributes out to the Middle School, then the Elementary School.

Campus switches exist in various "Network" closets throughout the district. The High School has a total of 8 network closets. The Middle School has a total of 4 network closets. The Elementary has a total of 6 network closets.

Cabling proximity was considered when setting up these closets originally but the locations at some of these closets are less than ideal. Most are not adequately ventilated or they share a vent with a classroom. One closet is in front of some central heating units and another is across from a bathroom. Only our main server closet at the Middle and High Schools are adequately ventilated and climate controlled. To view photos of the closets at each campus please scan the QR code provided.

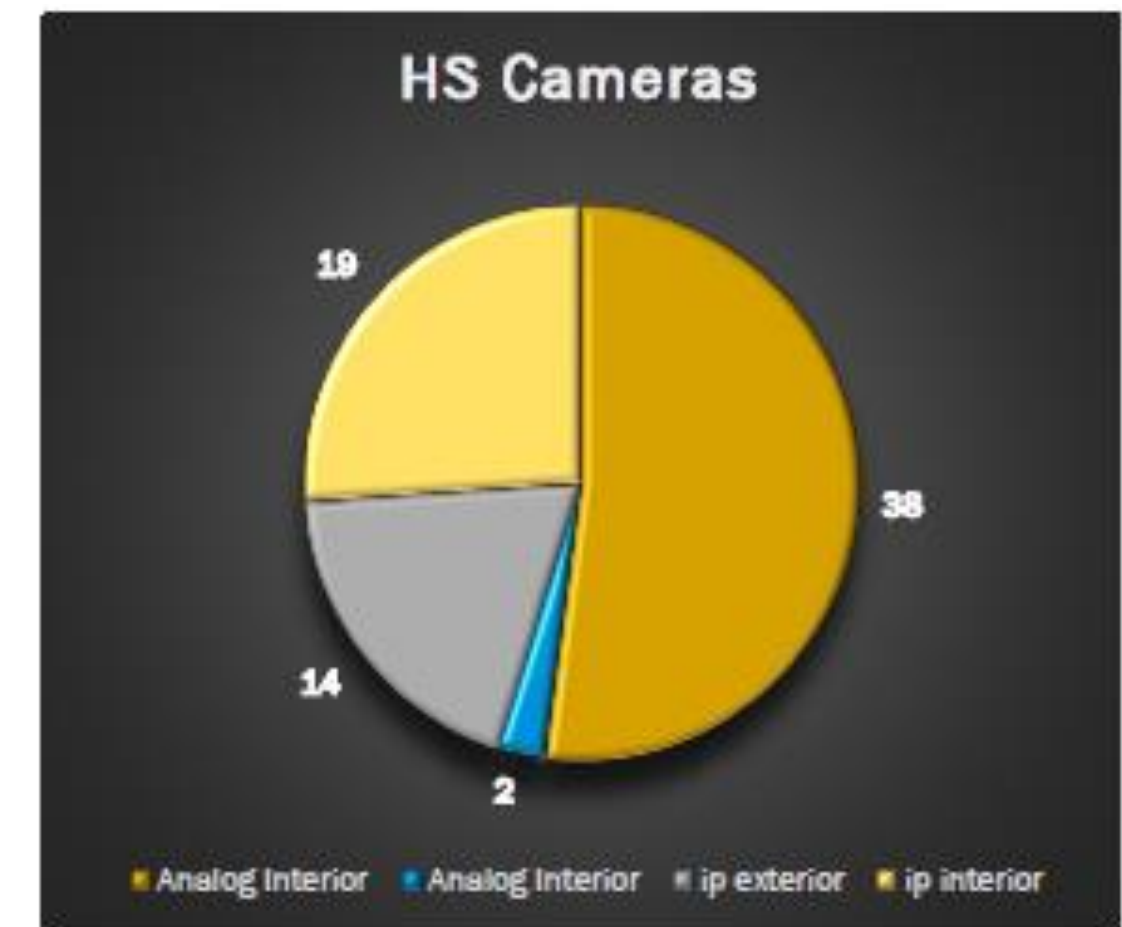


Security



Bushland ISD has 3 NVR (Network Video Recorder) servers at the district, one per campus that control all interior and exterior cameras. The software platform that they use is called "Video Insights". These NVRs are able to currently handle up to 60 days of retention. They also control the door access system through an added software called "Monitor Cast". The hardware is original to the old door access system we had (it was called "badgepass"). Because of this we are starting to see some deterioration of components. Over these past 2 school years we have had to begin replacing badge readers, door latches, and door panel boards.

All cameras on the Elementary and Middle school campuses are IP cameras (interior and exterior) High School campus cameras on the interior are primarily analog that run through encoders to convert over to digital. All exterior cameras at the HS are ip cameras except for 2 that are outside of the ag shop/bus barn building.




Security



This year we have started rolling new cameras thanks to a security grant that Bushland was able to secure. We were essentially able to purchase and have installed 35 new Panasonic indoor cameras. This acquisition has allowed us to cover spots that were not previously monitored and has improved on visibility as well. Below are examples:

After



Before



Security



Our door access system has also been improved. With the purchase of the 35 cameras, Panasonic allows us to have a license per camera that can be applied to a door. The district was able to save cost on systems because any other system would have required purchasing new door hardware and this new system (Monitor Cast) allowed for the use of our pre-existing door access hardware. We essentially only paid for the installers to move over the doors from our existing software to the new one and install new door access at a door that didn't previously have it. Furthermore, we can now save a history of who goes in and out of the doors with the added benefit of linking doors to cameras so we can get a picture with a badge swipe.

Infrastructure



Our goal with purchasing this solution was to be able to have a system that the district could grow into as needed. The VX-Rail solution will allow Bushland to essentially create virtual servers on demand instead of having to source out a physical server every time we need to implement some sort of new software solution.

Pros:

- The modularity allows us to either expand storage, compute strength, or network capacity by simply adding a server node to the system
- Energy is saved by not having to power multiple physical servers all at once
- The VX-Rail platform is self updating and warns of any possible issues to allow for less man hours needed for maintenance
- The longevity of the system will last 5 years with the backing of a 5 year Dell pro-support warranty.
- Speeds for preexisting programs that are on virtual/physical servers will improve.

We also implemented a backup server solution with Dell (Dell Data Domain) that allows us to back up mission critical file systems at the HS location and then off site to the MS location.

Infrastructure



- Most of Ethernet cabling is cat5 (Category 5) which has limitations of 10 to 100 Mbps
- All cabling done by technology department (excluding vendor project installs) as of July 2016 is cat6 which has limitation speeds of 1000 Mbps(or 1gig).
- All network closets are linked with fiber cables
- Every classroom has at least 2 ethernet hookups (not counting the ones for the access points (more in some classrooms, only 1 on each side of the portables)
- Recommended for all future implementations and upgrades is utilizing Shielded Cat8 cabling which will carries a throughput speed of 40 Gbps. Also consider upgrading all existing cabling to this as well to help mitigate slower internet connections.

Classroom Infrastructure

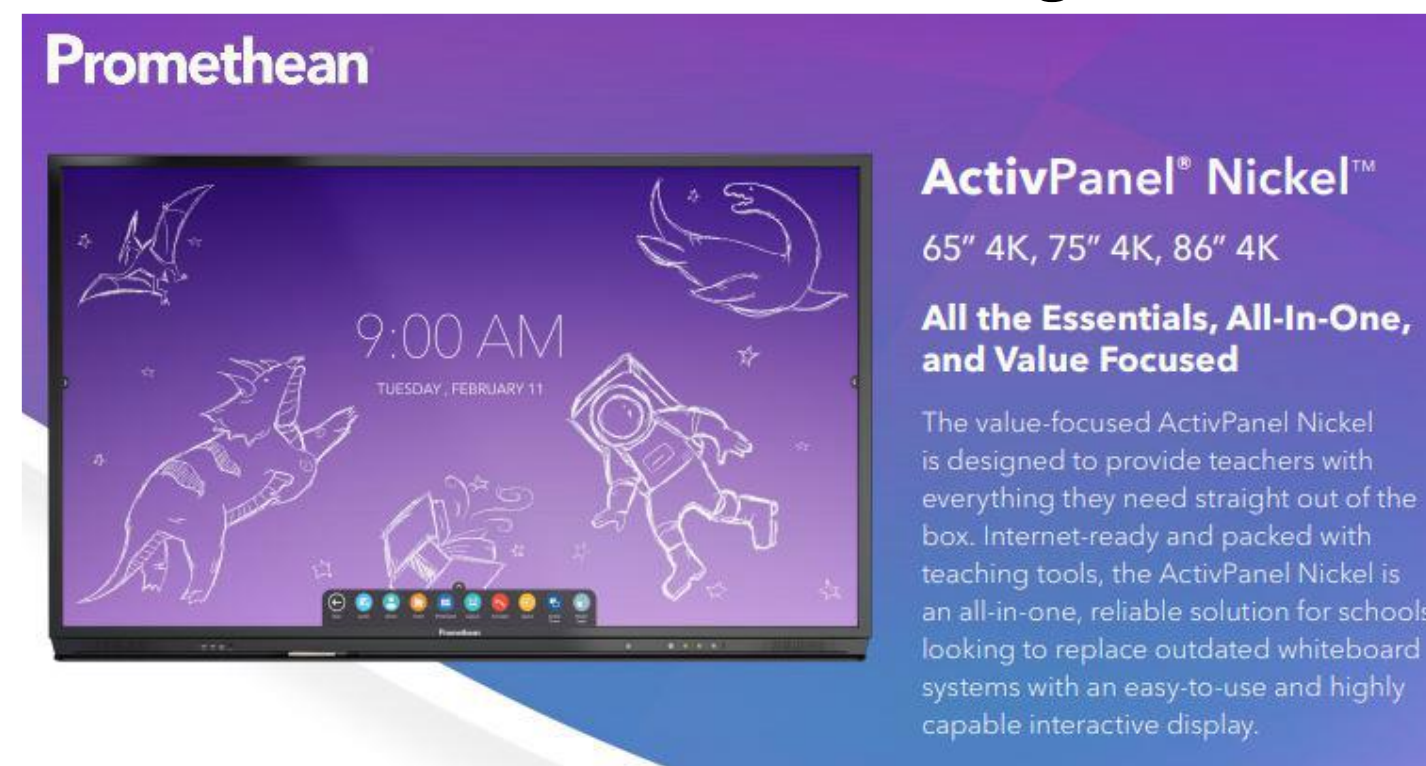


Every classroom has an interactive board that allows teachers to show lessons they have prepared on their laptops and allows for annotations of that material in real time. The age of the projector based interactive boards has been a major factor in the increased amount of maintenance, man hours, part usage, and downtime that affects instructional time. Bushland ISD has started to implement newer flat panel interactive boards that have more features integrated and help to accommodate at home student learners to be able to participate in class in real time. The only deterrent to a wide spread implementation has been the high cost of these systems. The technology department is currently evaluating implementing Promethean interactive panels for replacement of malfunctioning interactive boards.

What we have now



What we are evaluating




Transportation



MR. CHRIS WIGINGTON, SUPERINTENDENT OF SCHOOLS

DR. TOM GILES, ASSISTANT SUPERINTENDENT OF SCHOOLS

Transportation Department



- 28 total buses owned by Bushland ISD
 - 5 of those buses are used for spare parts or not in use
- 1 bus for special education
- Age of current fleet in use is from 3 years to 20 years
- Miles for current fleet in use is 17,524 to 229,878 miles
- Best in use range from 36 to 250 daily miles
- Bushland ISD has staff to maintain all vehicles
- Bushland ISD has a plan in place in Maintenance Budget to Replace Buses as required

Accolades



MR. CHRIS WIGINGTON, SUPERINTENDENT OF SCHOOLS

DR. TOM GILES, ASSISTANT SUPERINTENDENT OF SCHOOLS

High School Accolades

2016-2017



BAND

- UIL Sweepstakes (10th consecutive)
- High Plains marching Festival - 3rd place small school
- All Region Concert Band - 18 members
- All Region Symphonic Band - 11 members
- Area Qualifiers - 22
- All-Region Jazz Band - 3
- ATSSB All-State Band - 3
- UIL Region Division I Gold Medalists - 7
- UIL Region Division I Silver Medalists - 3
- UIL Region Division I Bronze Medalists - 59
- UIL State Solo Qualifiers - 7
- UIL State Ensembles Qualifiers - 41

CHOIR

- Sweepstakes
- One All State

ART/VASE

- Two State Qualifiers, one State Medalist

UIL ACADEMICS

- Accounting: Top 4 Individual District, District Champions Team, Regional Champions - Team, four State Qualifiers, one 3rd place State, 5th place team at State
- Calculator: District Champions Team, Regional Qualifiers
- Computer Apps: District Champions Team
- Editorial Writing: One Top 4 District, one Regional Qualifier
- Informative Speaking: One Top 4 District, one Regional Qualifier
- Lincoln Douglas Debate: One Top 4 District, one Regional Qualifier
- Mathematics: Two Top 4 District, two Regional Qualifiers
- Number Sense: One Top 4 District, one Regional Qualifier
- Persuasive Speaking: One Top 4 District, one Regional Qualifier
- Poetry Interpretation: Four Top 4 District, four Regional Qualifier

ATHLETICS

- Football: Bi-district Champions
- Boys Basketball: District Champions
- Baseball: District Champions, Bi-district Champions, Area Champions, Regional Quarterfinalist
- Girls Basketball: District Champions, Bi-district Champions, Area Champions
- Softball: District Champions, Bi-district Champions
- Boys Cross-country: Team District champions, Team Regional Qualifiers, one State Qualifier
- Girls Cross Country: Team District Runner-Up, District Individual Champion, one State Qualifier
- Girls Track: Team District Champions, Area Champions, 14 Regional Qualifiers, Relay Team State Qualifiers, two individual State Qualifiers
- Boys Track: Two State Qualifiers
- Volleyball: District Champions, Bi-district Champions, Area Champions, Regional Quarterfinals Champions, Semi-final Champions, State Champion, State Tournament MVP

High School Accolades

2017-2018



BAND

- UIL Sweepstakes (11th consecutive)
- High Plains Marching Festival - 1st place Small School
- High Plains Marching Festival - 6th place overall
- All-Region Concert Band - 10 members
- All-Region Symphonic Band - 22 members
- Area Qualifiers - 24 members
- ATSSB All-State Band - 2 members
- All-Region Jazz Band - 3 members
- UIL Division I Gold Medalists - 12
- UIL Division I silver Medalists - 4
- UIL Division I bronze medalists - 55

CHOIR

- All State Choir - 1 member
- State Solo and Ensemble

ACADEMICS

- Accounting: District Champion Team, Regional Champion Team, 4th place at State
- Calculator: Two Top 4 District, District Champion Team, Regional Qualifier
- Computer Science: One Top 4 District
- CX Debate: One Top 4 District
- Current Events: One Top 4 District
- Editorial Writing: One Top 4 District
- Feature Writing: One Top 4 District
- Headline Writing: One Top 4 District
- Informative Speaking: One Top 4 District
- Lincoln Douglas Debate: One Top 4 District
- Literary Criticism: Two Top 4 District
- Mathematics: One Top 4 District
- Newswriting: One Top 4 District
- Number Sense: One Top 4 District
- Ready Writing: One Top 4 District, Team Top 4 District
- Robotics: Team Top 2 District, Team Top 4 Region, 3 State Qualifiers, State Champion

ATHLETICS

- Football: District Champions, Bi-district Champions, Area Champions, Regional Quarterfinal Champions, Regional Finalist
- Baseball: District Champions, Bi-district Champions, Area Champions, Regional Quarterfinal Champions, Regional Finalist
- Girls Basketball: District Champions
- Softball: District champions, Bi-District Champions, Area Champions, Regional Quarterfinal Champions, Regional Finalists
- Boys Cross-country: Team District Champions, Team Regional Qualifiers, One State Qualifier
- Girls Cross Country: Team Regional Qualifiers, one State Qualifier/5th place State
- Girls Track: Team District Champions, Area Champions, 10 Regional Qualifiers
- Boys Track: Area Champions
- Volleyball: District Champions, Bi-District Champions, Area Champions, Regional Quarterfinal Champions, Regional Finalists

High School Accolades

2018-2019



BAND

- UIL Sweepstakes (12th consecutive year)
- High Plains Marching Festival -10th place overall
- High Plains Marching Festival – 2nd place Small School
- All Region Concert Band: 6 members
- All Region Symphonic band: 9 members
- All Region Honors Band: 10 members
- Area Qualifiers: 14 members
- ATSSB All State Band: 3 members
- Al-Region Jazz Band: 1 member
- UIL Division I Gold Medalists: 15 soloists
- UIL Division I Silver Medalists: 2 soloists
- UIL Division I Bronze Medalists: 40 ensemble members

CHOIR

- Sweepstakes
- UIL Division I Gold Medalists: 4 soloists
- UIL Division I Silver Medalists: 7 soloists

ACADEMICS

- Accounting: Four Top 4 District, Team District Champions, two Top 4 Regionals, Team Regional Champion, 3rd place Team State
- CX Debate: One Top 4 District
- Current Events: One Top 4 District, one Top 4 Region, Team Top 4 Region, one student State Qualifier
- Editorial Writing: One Top 4 District
- Feature Writing: One Top 4 District
- Informative speaking: One Top 4 District
- Lincoln Douglas Debate: One Top 4 District
- Literary Criticism: One Top 4 District
- Mathematics: One Top 4 District
- Number Sense: One Top 4 District
- Science: One Top 4 District

COLLEGE/DUAL CREDIT/ASSOCIATES DEGREE

- Graduated with Associates Degree from Amarillo College: 1 student

ART/VASE

- 2 State Qualifiers, 1 State Medalist

ATHLETICS

- Football: 2nd District, Bi-district Champions
- Baseball: District Champions, Bi-district Champions, Area Champions, Regional Quarterfinalist Champion, Regional Semifinalist
- Girls Basketball: District Champions, Bi-district Champions, Area Champions
- Softball: District Champions, Bi-district Champions, Area Champions, Regional Quarterfinal Champions, Regional Semifinalist
- Boys Cross-country: Team District Runner-up, Team Regional Qualifiers, one State Qualifier
- Girls Cross Country: Team District Runner-up, Regional Runner-up, Team State Qualifier, Team 4th place State
- Girls Track: District Runner-up, four Regional Qualifiers, one State Qualifier
- Boys Track: One State Qualifier
- Volleyball: District Champions, Bi-district Champions, Area Champions, Regional Quarterfinals Champion, Regional Semifinalist

High School Accolades

2019-2020



BAND

- UIL Region Marching (13th consecutive)
- UIL Area Marching - 4th place
- High Plains Marching Festival - 2nd place Small School
- High Plains Marching Festival - 11th place overall
- All Region Concert Band: 12 members
- All Region Symphonic Band: 11 members
- All Region Honors Band: 8
- Area Qualifiers: 12 members
- ATSSB All State Band: 2
- UIL Division I Gold Medalists: 13 soloists
- UIL Division I Silver Medalists: 4 soloists
- UIL Division I Bronze Medalists: 12 ensemble members

CHOIR

- Sweepstakes
- UIL Division I Gold Medalists: 10 ensemble, 2 solo
- UIL Division I Silver Medalists: 10 ensemble, 2 solo

ART/VASE

- 3 State Qualifiers, 3 State Medalists

ACADEMICS

- Accounting: 2 Top 4 District, Team District Champion, Team Top 4 Region
- UIL State Congress: 3 Top 4 District, Team Top 2 District, 3 State Qualifiers,
- CX Debate: 1 Top 4 District
- Current Events: 1 Top 4 District
- Informative Speaking: 1 Top 4 District
- Lincoln Douglas Debate: 1 Top 4 District
- Persuasive Speaking: 1 Top 4 District
- Science: 2 Top 4 District, Team District Champions, Team Regional Qualifiers
- Spelling/Vocabulary: 1 Top 4 District

COLLEGE/DUAL CREDIT/ASSOCIATES DEGREE


- Graduated with Associates Degree from Amarillo College: 6 students

ATHLETICS

- Football: District Champions, Bi-district Champions, Area Champions
- Boys Basketball: 2nd place District
- Girls Basketball: District Champions, Bi-district Champions, Area Champions
- Boys Cross Country: Team District Champions, Team Regional Qualifiers
- Girls Cross Country: Team District Champions, Team Regional Qualifiers, 1 State Qualifier
- Girls Track: COVID
- Boys Track: COVID
- Volleyball: District Champions, Bi-district Champions, Area Champions, Regional Quarterfinals Champions, Semi-final Champions, State Semifinalist

High School Accolades

2020-2021



BAND

- UIL Marching Sweepstakes (14th consecutive year)
- All-Region is in progress
- Solo and Ensemble is in Jan/Feb

CHOIR

- All-Region: 7 members
- All- Area: 2 members
- Solo/Ensemble is Jan/Feb
-

ART/VASE

- Students currently preparing for competition

ACADEMICS

- UIL Congress: 1 District Champion, 2 State Qualifiers, Outstanding Presiding Officer at District

COLLEGE/DUAL CREDIT/ASSOCIATES DEGREE

- 11 students on track to graduate in 2021 with Associates Degree from Amarillo College

ATHLETICS

- Football: District Champions, Bi-district Champions, Area Champions
- Volleyball: District Champions, Bi-district Champions, Area Champions, Regional Quarterfinals Champions, Semi-final Champions, State Champion, State Tournament MVP, 1A-4A Volleyball Athlete of the Year, 1A-4A Volleyball Coach of the Year.
- Boys Cross Country: Team District Runner-up, Team Regional Qualifiers
- Girls Cross Country: Team, District Runner-up, Team Regional Qualifiers

High School Accolades

ATHLETICS 2016-2021



VOLLEYBALL

- State Championships: 2
- District Championships: 5
- Bi-District Championships: 5
- Area Championships: 5
- Regional Quarterfinal Champions: 5
- Regional Semi Champions: 4
- Regional Champions: 3
- Gold Balls: 29

CROSS COUNTRY

- Boys
 - District Championships: 3
 - Regional Qualifiers: 5
 - State Qualifiers: 3
- Girls
 - District Championships: 1
 - Regional Qualifiers: 5
 - State Qualifiers: 6 ind., 1 team

FOOTBALL

- District Championships: 3
- Bi District Championships: 5

- Area Championships: 3
- Regional Quarterfinalist champions: 1
- 5-year record: 46-16-1
- Gold Balls: 12

BASKETBALL

- Boys
 - District Championships: 2
 - Bi-District Championships: 1
 - Area Championships: 1
 - Gold Balls: 4
- Girls
 - District Championships: 5
 - Bi-District Championships: 4
 - Area Championships: 3
 - District Record: 50-2
 - Gold Balls: 12

WRESTLING

- Girls
 - 4 Individual District Champions
 - 29 Regional Qualifiers
 - 7 State Qualifiers
 - 1 Individual State Runner Up

Boys

- 7 Individual District Champions
- 35 Regional Qualifiers
- 9 State Qualifiers
- 1 Individual State Champion

TRACK

- Girls
 - District Championships: 2
 - Area Championships: 2
 - State Qualifiers: 5
- Boys
 - District Championships: 1
 - Area Championships: 2

GOLF

- Girls
 - Individual District Champions: 4
 - Individual Regional Qualifiers: 7
 - Team Regional Qualifiers: 2
- Boys
 - Team Regional Qualifier: 1


SOFTBALL

- District Championships: 5
- Bi-District Championships: 5
- Area Championships: 4
- Regional Quarterfinal Championships: 2
- Regional Semi-Final Champs: 2
- Regional Finalists: 1
- Gold Balls: 18

BASEBALL

- District Championships: 5
- Bi-District Championships: 5
- Area Championships: 4
- Regional Quarterfinal Champions: 1
- Gold Balls: 15

Middle School Accolades



2017-2018

BAND

- All Region Band
 - Symphonic Band: 27 members
 - Concert Band: 13 members
 - 4 First Chairs
- Solo and Ensemble
 - 42 Gold Medals
- Concert/Sight-reading
 - Straight 1's

CHOIR

- UIL Concert and Sight Reading: Superior Rating
 - SA treble choir

SCIENCE BOWL

- One of two Science Bowl Teams advance to Afternoon Round (Top 16 teams out of 32 in Texas Panhandle Region)

ATHLETICS

- 8th grade Girls Track: District Champions
- 7th grade Girls Track: 3rd Place

2018-2019

BAND

- All Region Band
 - Symphonic Band: 21 members
 - Concert Band: 9 members
 - 4 1st Chairs
- Solo and Ensemble
 - 38 Gold Medals
- Concert/Sightreading
 - Straight 1's

CHOIR

- UIL Concert and Sight Reading: Excellent Rating
 - SA treble choir

SCIENCE BOWL

- Both Science Bowl Teams advance to Afternoon Round (Top 16 teams out of 32 in Texas Panhandle Region)

ROBOTICS

- 2018 Code Red (6th grade) Champions Award

ATHLETICS

- 7th grade Girls Track: Runner Up
- 8th grade Track: District Champions

2019-2020

BAND

- All Region Band
 - Symphonic Band: 15 members
 - Concert Band: 7 members
 - 3 1st Chairs
- Solo and Ensemble
 - 31 Gold Medals
- Concert/Sightreading
 - COVID

SCIENCE BOWL

- One of two Science Bowl Teams advance to Afternoon Round (Top 16 teams out of 32 in Texas Panhandle Region)

ROBOTICS

- 2019 Code Red (7th grade) Champions Award
- 2019 Bananas (5th grade): 1st place Innovative Project

ATHLETICS

- 7th grade "A" Volleyball: Undefeated
- 8th grade "A" Volleyball: Undefeated

Middle School Accolades



2020-2021

BAND

- All Region Band
 - Symphonic Band: 15 members
 - Concert Band: 5 members
 - 3 1st Chairs

SCIENCE BOWL

- Both Science Bowl Teams advanced to the afternoon round (Top 16 teams out of 32 in Texas Panhandle Region). 8th grade boys team placed 3rd overall, earning the Science Dept./Program at Bushland \$250 in prize money. This is the highest place any Bushland Science Bowl Team has earned while competing.

ATHLETICS

- 7th grade Football: Undefeated
- 8th grade "A" Football: Undefeated in District

Safety and Security



MR. CHRIS WIGINGTON, SUPERINTENDENT OF SCHOOLS

DR. TOM GILES, ASSISTANT SUPERINTENDENT OF SCHOOLS

Safety and Security Objectives




- Safety and Security was part of the Facility Assessment
- Conformance to "Best Practices"
- Student and Staff Protection
- Inviting but Secure
- New Technologies
- On-going Program Review



Safety and Security Assessment



- Some of the areas of Review were
 - Emergency Operations Plan – Summer 2020
 - Access Control (Assessment of Procedures for Entry to Buildings)
 - Student Safety
 - Procedures and Protocols – Emergency Scenarios
 - Security Cameras
 - Student Resource Officers (SROs)
 - Threat Assessment and Support Team



COVID Reaction, Response, & Plan Ahead



MR. CHRIS WIGINGTON, SUPERINTENDENT OF SCHOOLS

DR. TOM GILES, ASSISTANT SUPERINTENDENT OF SCHOOLS

COVID-19



- The COVID-19 back to school plan for the 2020-2021 school year is on the district website
- The plan has 41 pages of district protocol and procedures, for students to teachers, visitors to transportation
- All procedures are in place now and will be included in this plan and future plans for Bushland ISD as we move forward

District-wide Master Planning

STEVE HULSEY, CORGAN



Long-Range Master Plan

DEFINITION



A Master Plan Defines:

- Future Direction
- Goals and Objectives
- Bushland ISD's Path Ahead
- Decision Making Process
- Checks/Balances for Future Decisions

A Master Plan is not:

- An Implementation Plan
- An Immediate Plan – it takes many years with funding
- Happening Tomorrow
- A Single Phase

Long-Range Master Planning Concepts



VISION 2030 – 10-YEAR MASTER PLAN CONCEPTS

- Establish a Plan for the Future
- Improve Security at all Campuses
- Improve Traffic Flow at all Campuses
- Continue to Provide Technology Excellence
- All facilities compliant with Accessibility, TEA and Code Requirements
- Maintain the Existing Facilities
- Eliminate all Portable Buildings
- Create 6- 8 Middle School — Realign Grades
- Provide Equal and Safe Learning Environments for all Grades
- Be Responsible Financial Stewards
- Establish Standards that Create Efficiencies



Committee Input

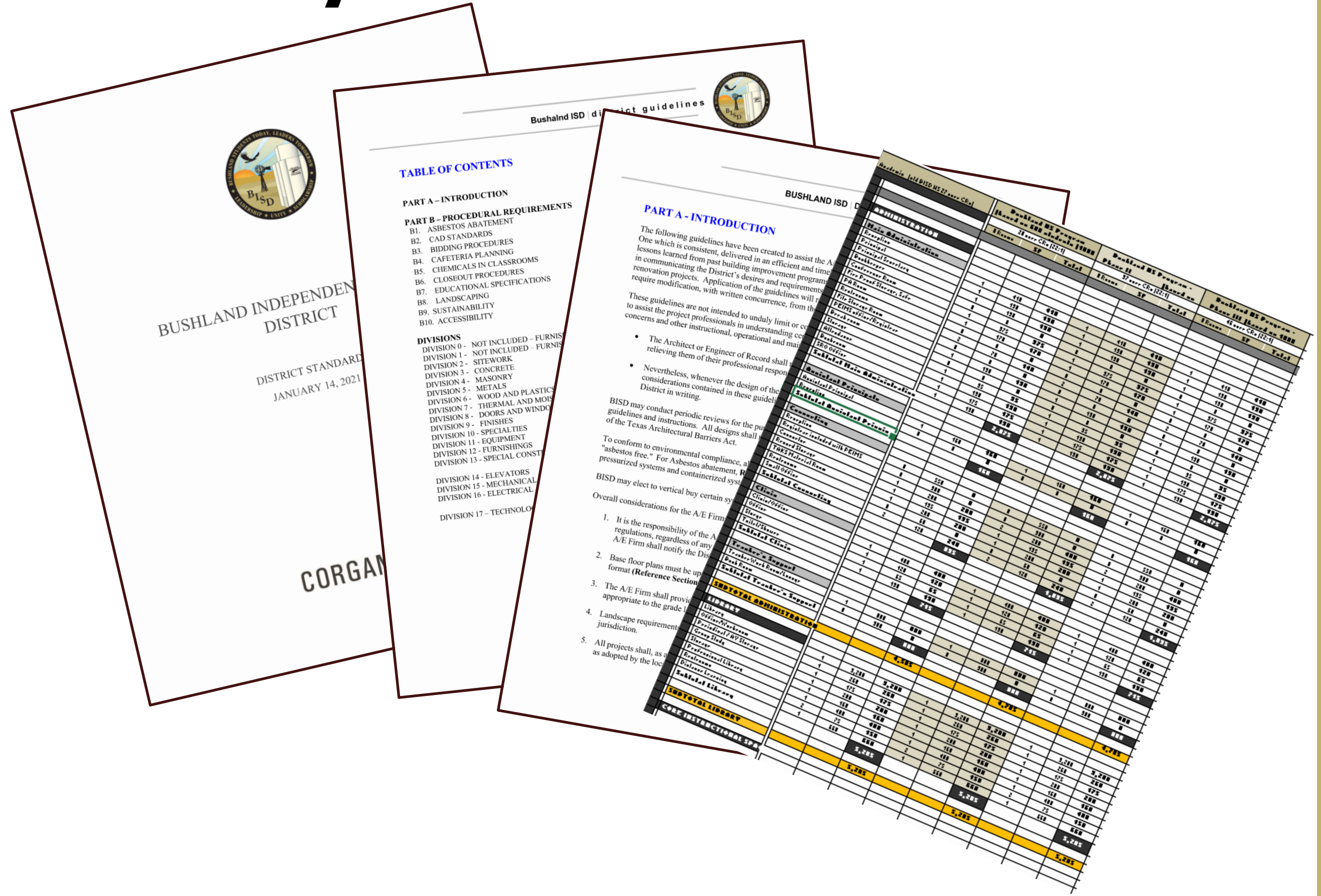
District Facility Education Standards

LANCE MELTON, CORGAN



Bushland ISD Facility Education Standards

- Defines baseline of quality for future district buildings or renovations
- Once Master Plan is finalized – adopted by BISD Board of Trustees
- Living document



Demographics


BOB TEMPLETON – TEMPLETON DEMOGRAPHICS





TEMPLETON
DEMOGRAPHICS

hanleywood | metrostudy



Bushland
Independent
School
District

Winter 2020 Report



Economic News- Amarillo EDC's Future Business Attraction

AMARILLO
E C O N O M I C
D E V E L O P M E N T

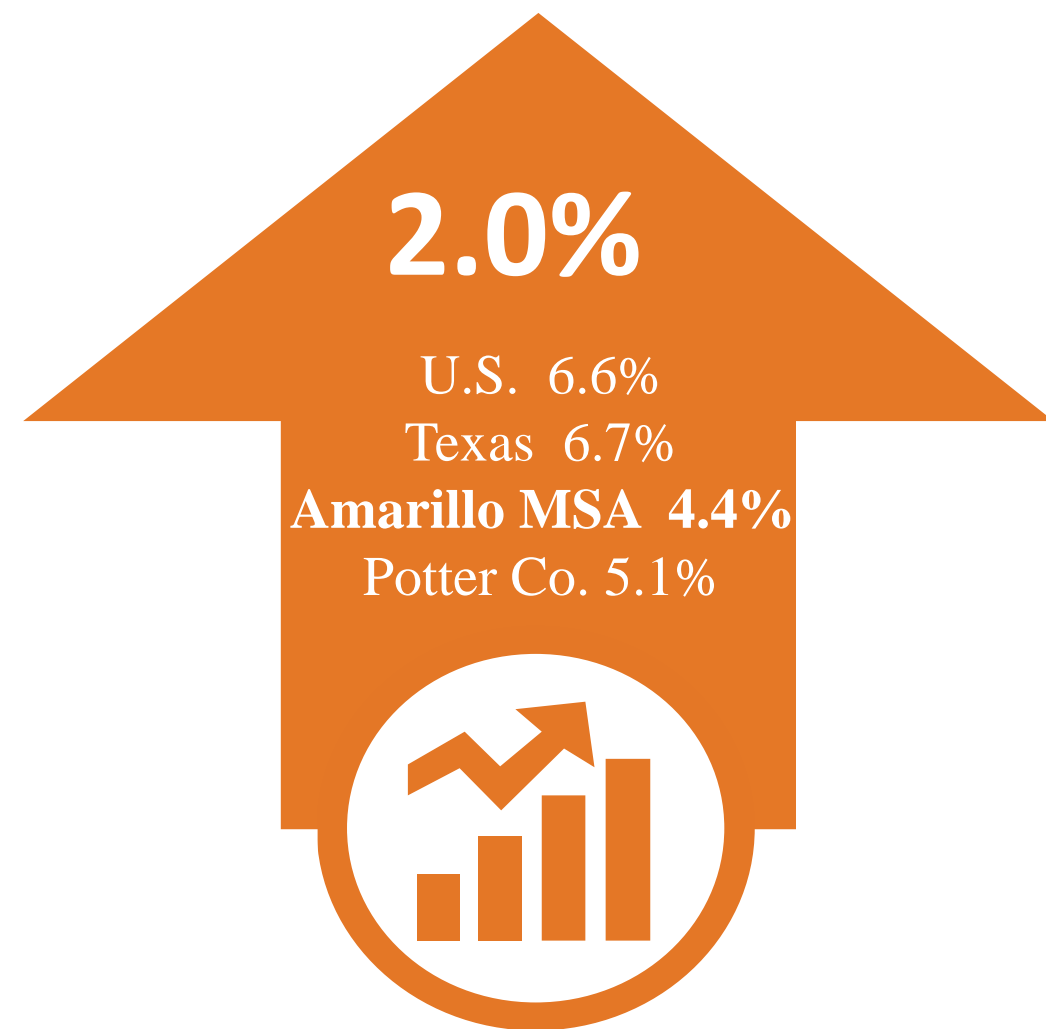


- Amarillo City Council approved a \$4 million land purchase made by the Amarillo Economic Development Corporation (July 2020)
- The EDC acquired 37.6 acres of land in the Point West Development, located at Point West Parkway and Evans Drive
- Located near the Texas Tech Medical, Pharmacy, and Veterinary schools
- The EDC hopes this will attract a variety of health or medical related business and development opportunities

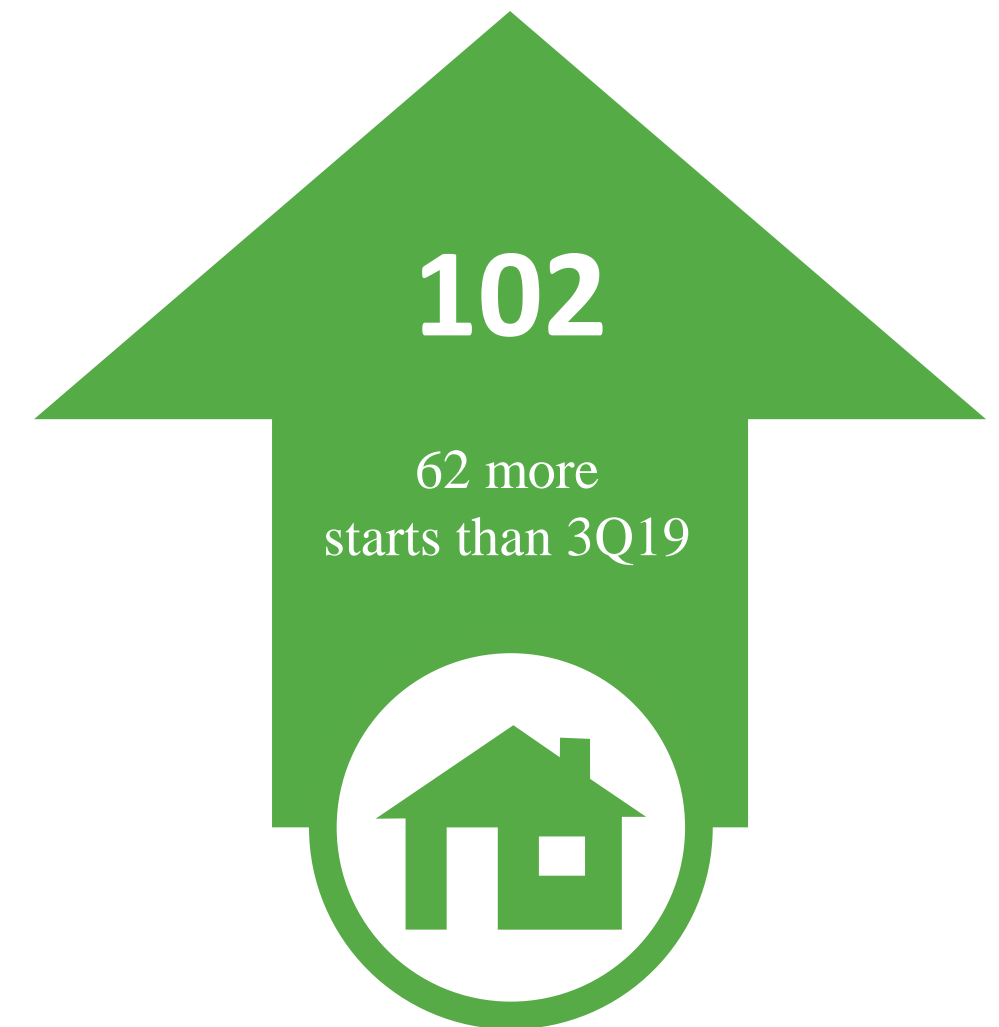





Economic Conditions – Amarillo MSA (October 2020)



**Unemployment
Rate**



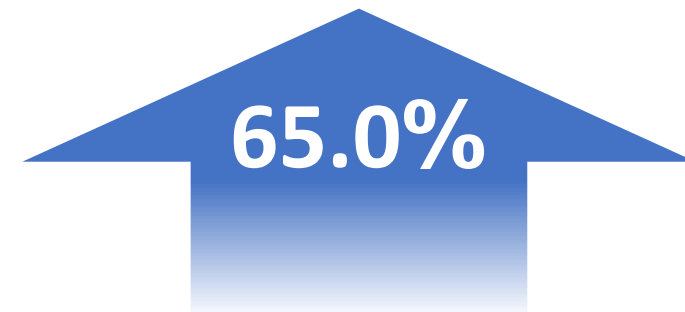
**Annual
Home Starts**



District Demographic Snapshot

2020 Total District
Population Estimate

8,716

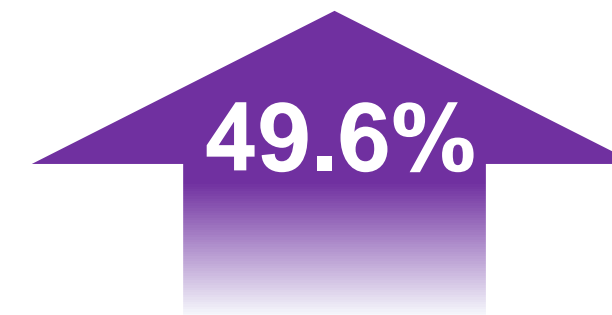


5,282

2010 Census
District Population

Total District Population
Below Age 19

2,254




1,507

2010 Census District
Population Below Age 19

2020 Total District
Median Household Income

\$73,301

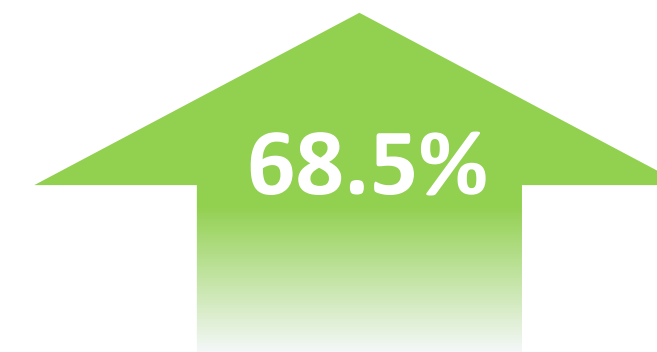


\$58,629

2010 Census Total District
Median Household Income

2020 District Households

3,327



1,975

2010 District Households



Annual Enrollment Change

Year	EE	PK	K	1st	2nd	3rd	4th	5th	6th	7th	8th	9th	10th	11th	12th	Total	Total Growth	Total %
2016/17	6	31	94	91	92	122	115	113	122	123	120	114	123	119	135	1,520		
2017/18	10	32	75	93	102	96	118	116	104	127	121	118	111	118	117	1,458	-62	-4.1%
2018/19	15	22	81	78	91	108	94	114	120	103	136	119	123	109	114	1,427	-31	-2.1%
2019/20	5	15	93	89	90	92	109	97	129	124	112	140	108	122	108	1,433	6	0.4%
2020/21	0	12	91	81	100	96	105	109	104	129	133	117	137	108	119	1,441	8	0.6%

Yellow Box = largest grade per year
Green Box = second largest grade per year

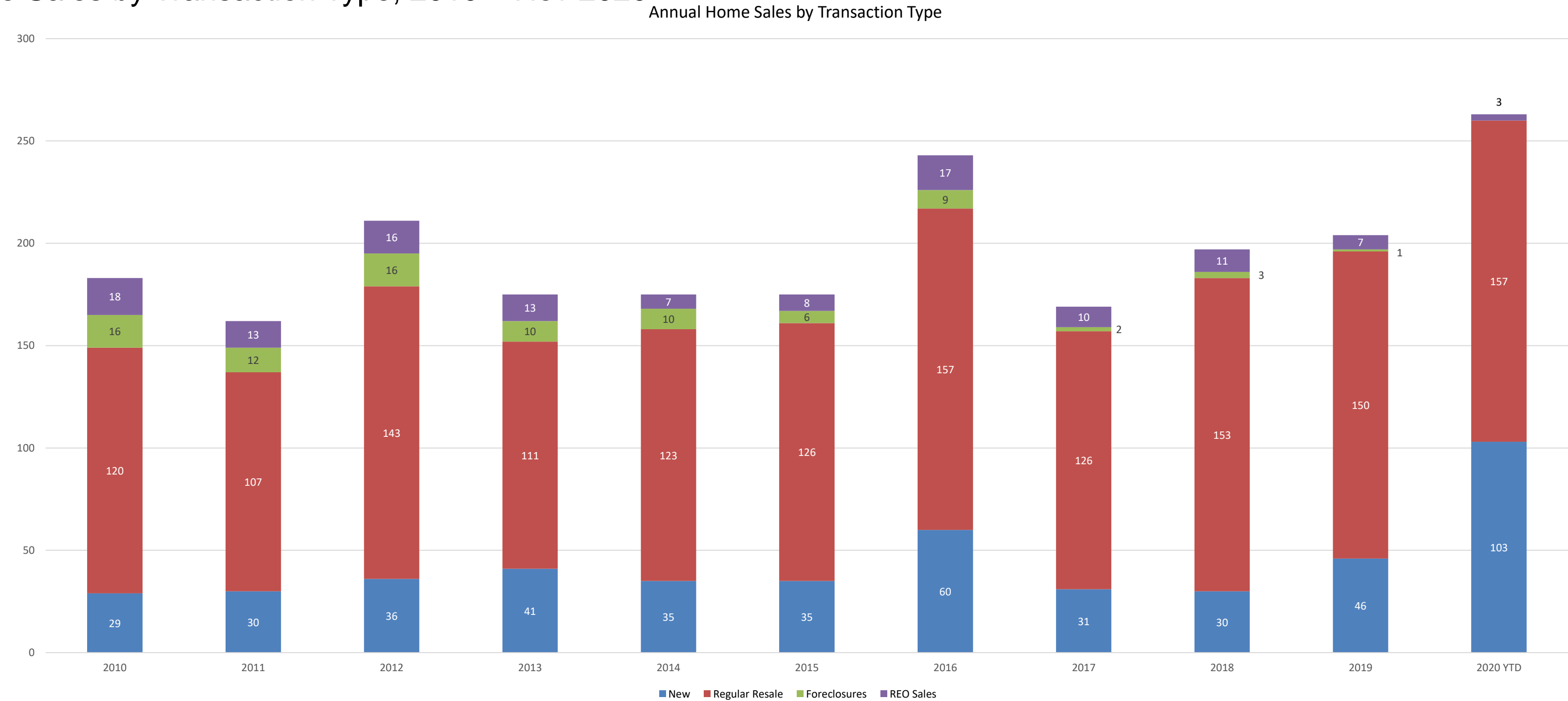
	K	1st	2nd	3rd	4th	5th	6th	7th	8th	9th	10th	11th	12th	ELEM	MID	HIGH
Prev 3 yr avg	1.069	1.003	1.085	1.045	1.043	0.999	1.079	1.008	1.077	1.019	0.976	0.991	0.977	1.049	1.041	0.991
2017/18	0.798	0.989	1.121	1.043	0.967	1.009	0.920	1.041	0.984	0.983	0.974	0.959	0.983	0.984	0.988	0.975
2018/19	1.080	1.040	0.978	1.059	0.979	0.966	1.034	0.990	1.071	0.983	1.042	0.982	0.966	1.027	1.015	0.993
2019/20	1.148	1.099	1.154	1.011	1.009	1.032	1.132	1.033	1.087	1.029	0.908	0.992	0.991	1.084	1.071	0.980
2020/21	0.978	0.871	1.124	1.067	1.141	1.000	1.072	1.000	1.073	1.045	0.979	1.000	0.975	1.036	1.036	1.000

- Bushland ISD added 8 students this year for a growth rate of 0.6%
- BISD had a historically large increase in 4th, 9th, and 11th grade enrollment, and a historically large decrease in 1st grade enrollment



Bushland ISD Housing Market Analysis

Home Sales by Transaction Type, 2010 – Nov 2020



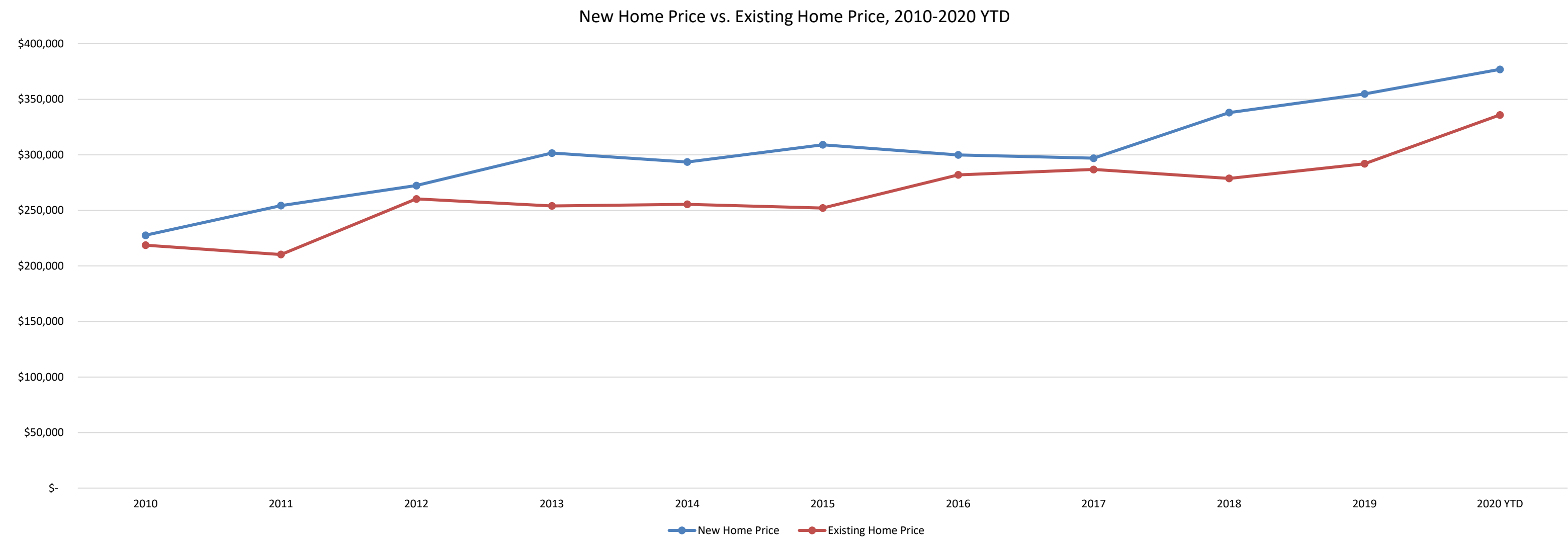
- In 2020 there have been approx. 260 home sales in Bushland ISD
- Total foreclosures and REO sales throughout BISSD have decreased by more than 91% since 2010
- 2020 represents the most recorded new homes sales within the district since 2010





Bushland ISD Housing Market

Average New vs. Existing Home Sale Price, 2010 – Nov 2020



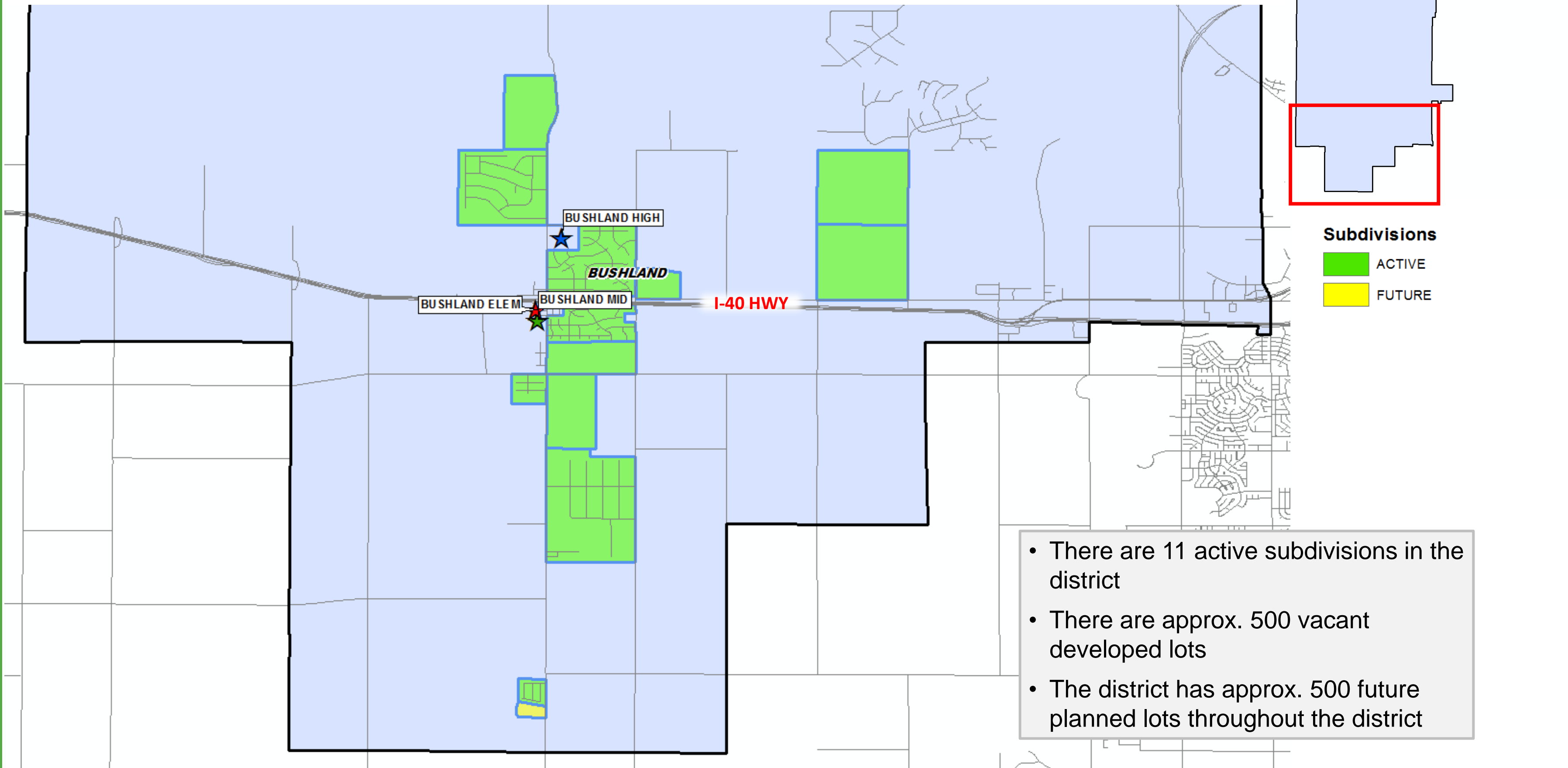
	Avg New Home Price	Avg Existing Home Price
2010	\$227,615	\$218,704
2011	\$254,349	\$210,263
2012	\$272,323	\$260,355
2013	\$301,623	\$254,026
2014	\$293,533	\$255,460
2015	\$309,091	\$252,162
2016	\$299,908	\$282,001
2017	\$296,983	\$ 286,852
2018	\$338,001	\$278,777
2019	\$354,814	\$291,957
NOV 2020	\$376,876	\$335,944

- Since 2010, the average new home price in Bushland ISD has increased by \$149,261, or 65.6%
- The average existing home price within the district has increased by 53.6%, or roughly \$117,240 since 2010



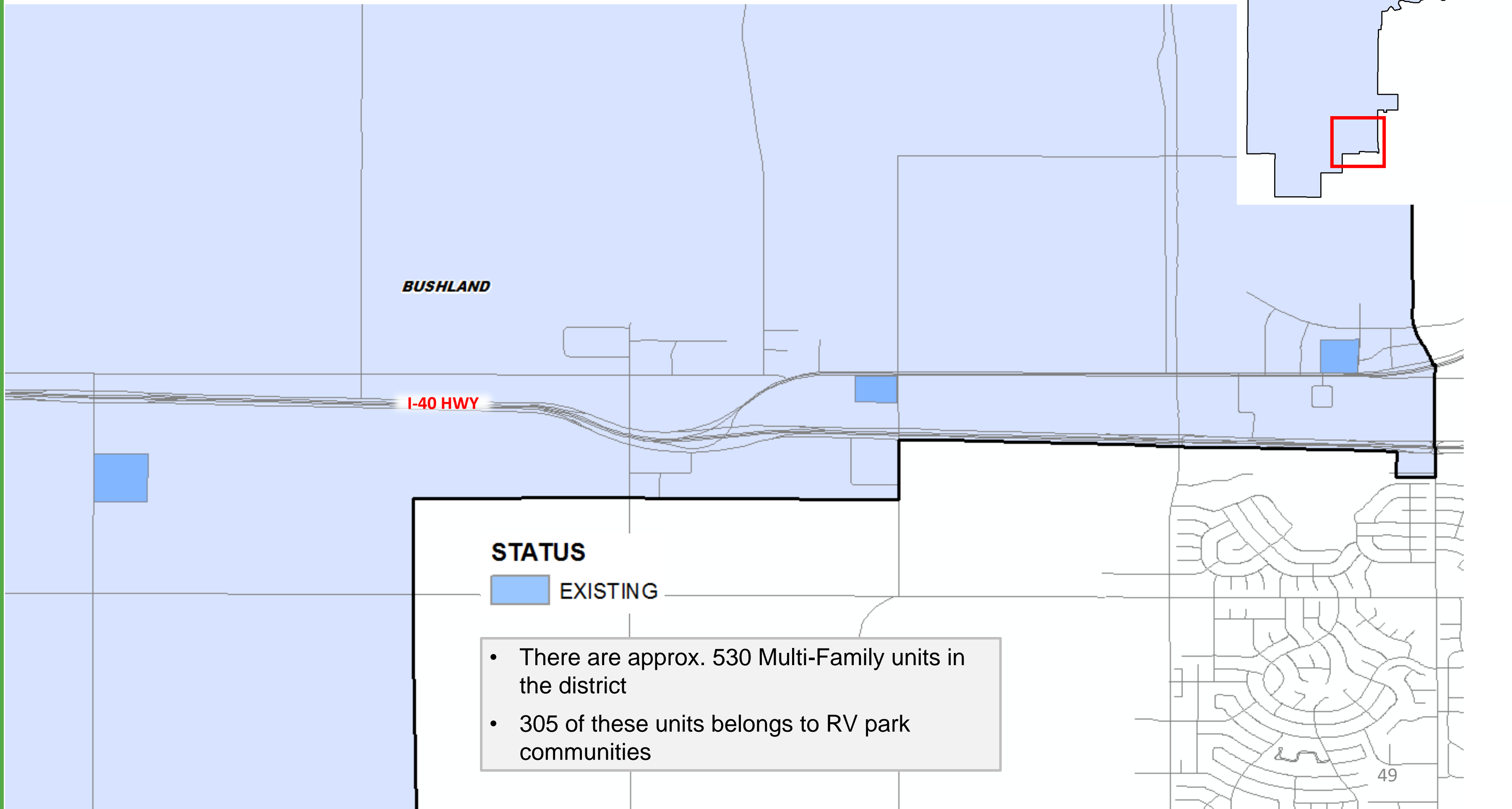


District Housing Overview





Multi-Family Housing Overview





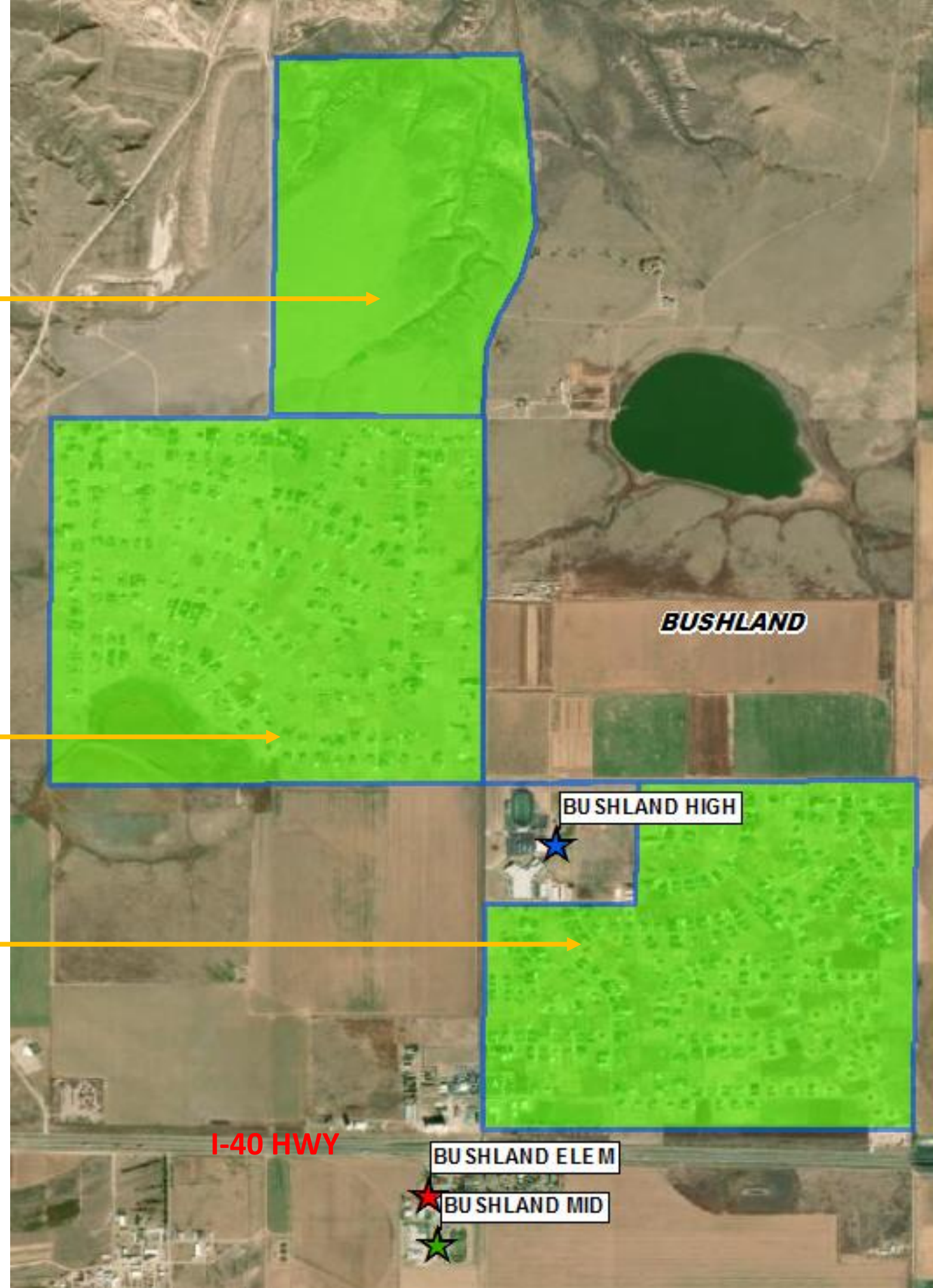
District Housing Activity

Legacy North

- 176 total lots
- 53 occupied homes
- 35 VDL
- 88 future lots
- Phase 1 (88 lots) sold out
- Median price: \$375K
- Occupied yield: 0.604

Prairie West Estates

- 600 total lots
- 570 occupied homes
- 30 VDL
- Median Price: \$316K
- Occupied yield: 0.700





District Housing Activity

Eden Park

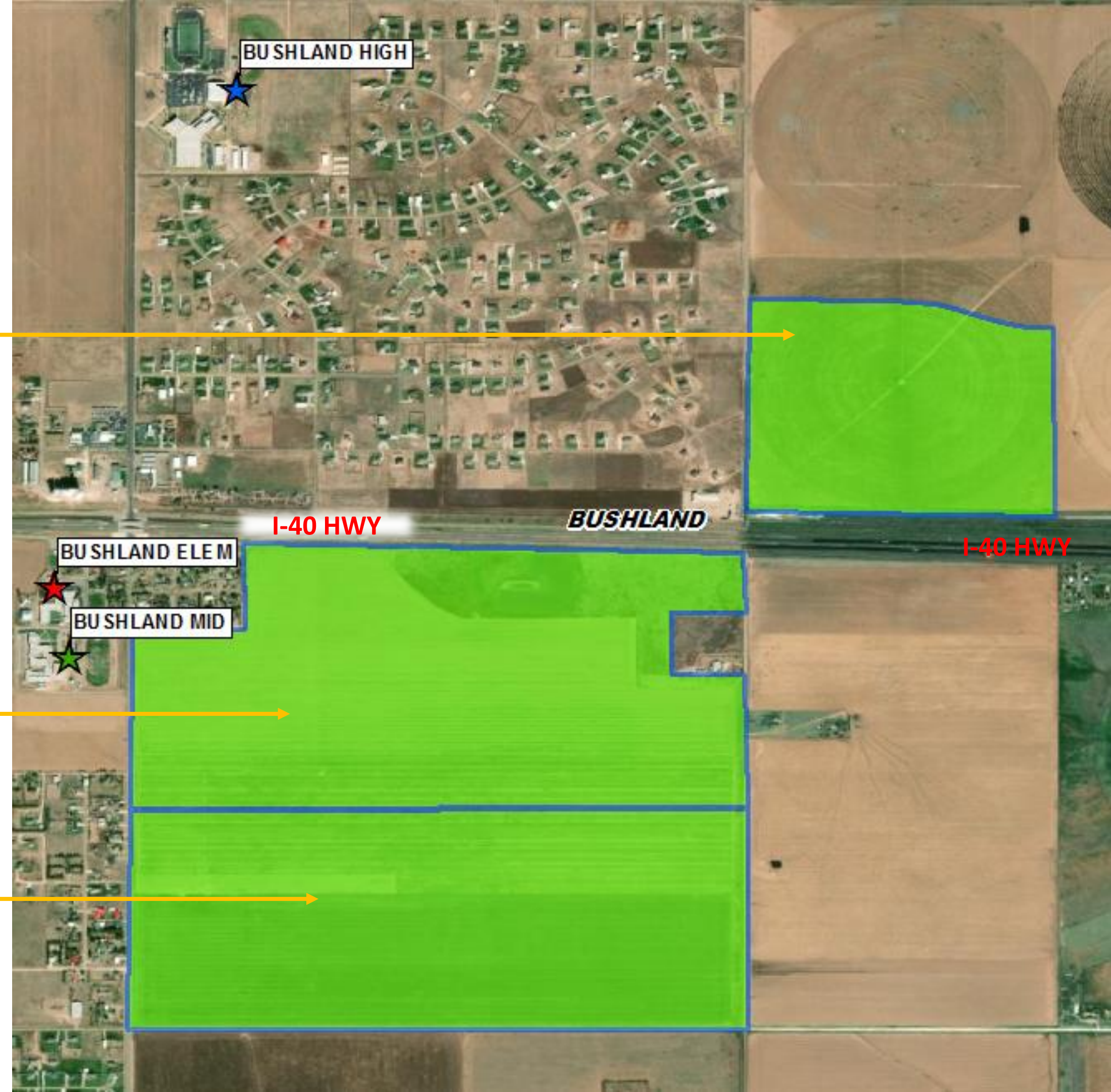
- 82 total lots
- 17 occupied homes
- 65 VDL
- Occupied yield: 0.353

Prairie South Estates

- 166 total lots
- 38 occupied homes
- 128 VDL
- Occupied yield: 0.474

Mid-Country Estates

- 195 total lots
- 23 occupied lots
- 57 VDL
- 115 future lots
- Median price: \$396K
- Occupied yield: 0.522





District Housing Activity

Saddleback Ranches

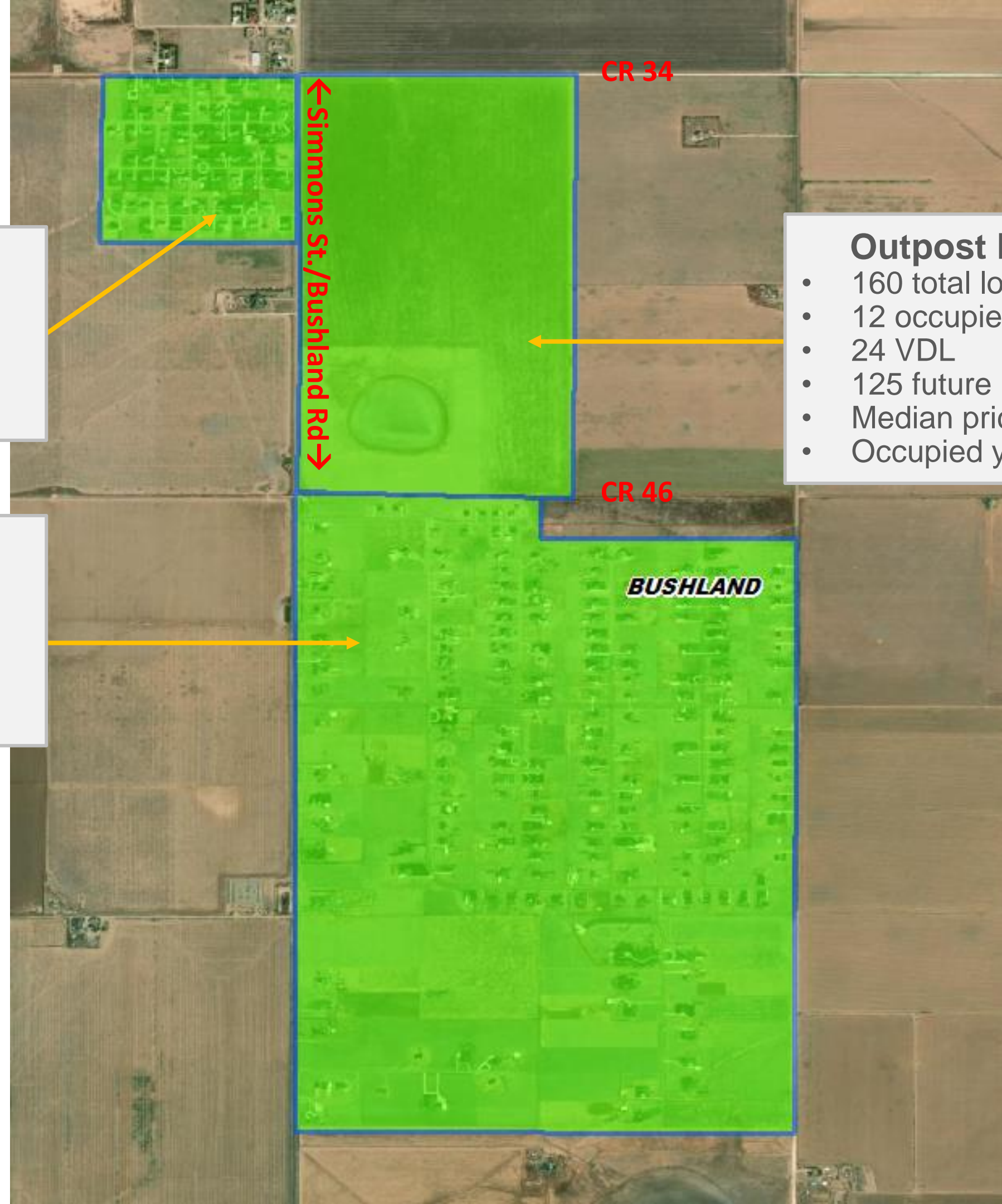
- 78 total lots
- 76 occupied homes
- 2 VDL
- Occupied yield: 0.921

Outpost Ranches

- 260 total lots
- 227 occupied homes
- 33 VDL
- Median price: \$330K
- Occupied yield: 0.784

Outpost Ranches North

- 160 total lots
- 12 occupied homes
- 24 VDL
- 125 future lots
- Median price: \$385K
- Occupied yield: 0.500





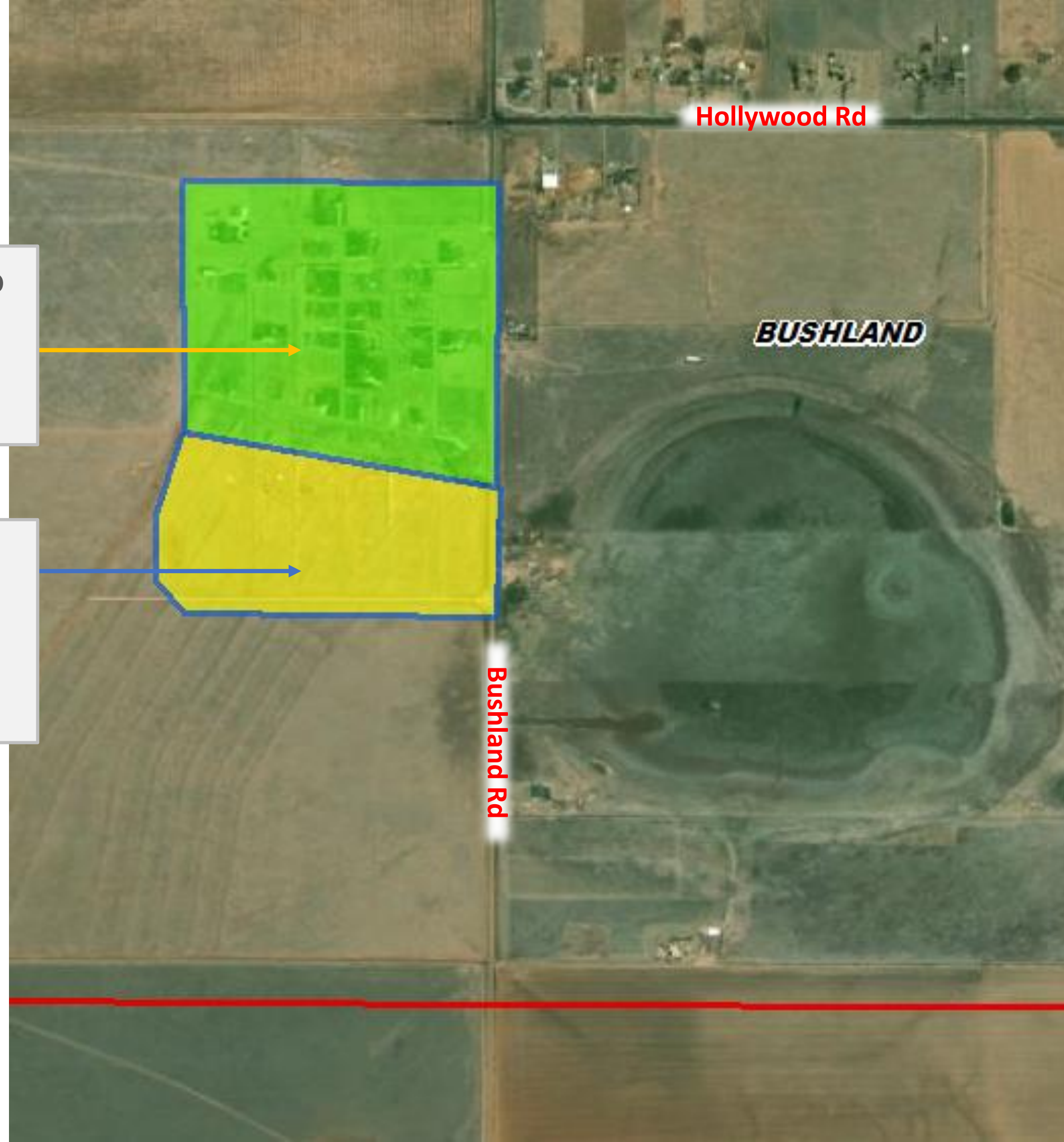
District Housing Activity

Bridle Trails at Falcon Club

- 55 total lots
- 24 occupied homes
- 31 VDL
- Occupied yield: 1.417

The Parks at Falcon Club

- 45 total future lots
- Extension of Bridle at Falcon Club
- No movement or groundwork underway currently





District Housing Activity

Silverpointe

- 306 total lots
- 4 occupied homes
- 66 VDL
- 236 future planned lots
- Streets in and groundwork underway
- Preliminary plat for first 70 lots approved in 2019
- Next 50 units likely to undergo platting next year
- Occupied yield: 0.750



Oasis RV Resort

- 185 pad sites
- 0.027 student yield



District Housing Activity





Student Density & Yields

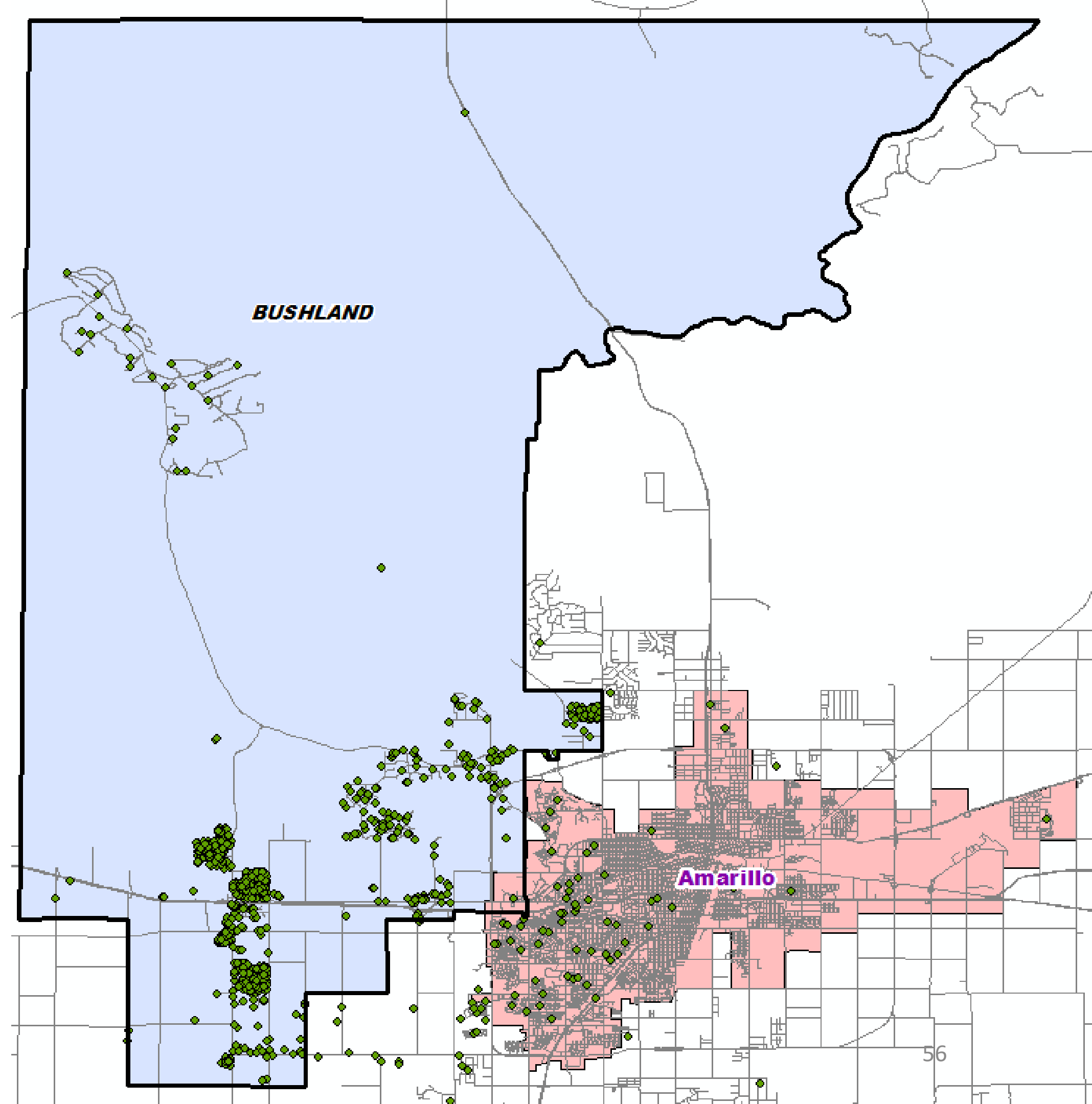


Single Family Yield
0.484



Multi-Family Yield
0.045

- 159 students reside outside of the district, representing 10.9% of the total student population
- 104 students reside within Amarillo city limits, 89 of which are also “Out of District” students
- 12 students reside within Bishop Hills city limits






TEA Transfer Report

Transfers In From	2014/15	2015/16	2016/17	2017/18	2018/19	2019/20	5 Yr Change
Amarillo ISD	113	120	122	122	125	104	-9
Canyon ISD	44	87	86	71	61	68	+24
River Road ISD	31	28	20	20	18	11	-20
Total Transfers In*	254	257	247	226	212	190	-64

*Totals include additional districts per TEA rounding rules

Transfers Out To	2014/15	2015/16	2016/17	2017/18	2018/19	2019/20	5 Yr Change
Amarillo ISD	48	49	47	45	50	53	+5
River Road ISD	17	15	15	19	24	29	+12
Wildorado ISD	3	5	7	19	27	29	+26
Total Transfers Out*	88	89	100	114	138	154	+66

*Totals include additional districts per TEA rounding rules



Ten Year Forecast by Grade Level

Year	EE	PK	K	1st	2nd	3rd	4th	5th	6th	7th	8th	9th	10th	11th	12th	Total	Total Growth	Total %
2016/17	6	31	94	91	92	122	115	113	122	123	120	114	123	119	135	1,520		
2017/18	10	32	75	93	102	96	118	116	104	127	121	118	111	118	117	1,458	-62	-4.1%
2018/19	15	22	81	78	91	108	94	114	120	103	136	119	123	109	114	1,427	-31	-2.1%
2019/20	5	15	93	89	90	92	109	97	129	124	112	140	108	122	108	1,433	6	0.4%
2020/21	0	12	91	81	100	96	105	109	104	129	133	117	137	108	119	1,441	8	0.6%
2021/22	5	15	106	102	88	107	100	112	118	111	139	136	114	137	105	1,495	54	3.7%
2022/23	5	25	116	113	114	92	114	106	120	126	120	143	133	114	133	1,574	79	5.3%
2023/24	10	25	122	124	125	121	100	121	114	126	132	124	140	133	111	1,628	54	3.4%
2024/25	10	25	126	132	131	133	129	106	130	121	135	136	121	140	129	1,704	76	4.7%
2025/26	10	25	134	135	141	138	142	134	110	135	126	139	133	121	136	1,759	55	3.2%
2026/27	10	25	140	144	146	149	148	148	139	114	140	130	136	133	118	1,820	61	3.5%
2027/28	10	25	143	147	151	153	156	152	152	142	117	144	127	136	129	1,884	64	3.5%
2028/29	10	25	145	153	157	159	163	158	156	156	145	121	141	127	132	1,948	64	3.4%
2029/30	10	25	149	154	163	166	169	167	163	161	161	149	118	141	124	2,020	72	3.7%
2030/31	10	25	152	158	163	172	176	173	171	167	165	166	146	118	137	2,099	79	3.9%

Yellow box = largest grade per year
Green box = second largest grade per year





Ten Year Forecast by Campus

			Fall	ENROLLMENT PROJECTIONS									
CAMPUS	Capacity	2019/20	2020/21	2021/22	2022/23	2023/24	2024/25	2025/26	2026/27	2027/28	2028/29	2029/30	2030/31
BUSHLAND ELEMENTARY SCHOOL	510	493	485	523	579	627	686	725	762	785	812	836	856
ELEMENTARY TOTALS		493	485	523	579	627	686	725	762	785	812	836	856
Elementary Absolute Change		4	-8	38	56	48	59	39	37	23	27	24	20
Elementary Percent Change		0.82%	-1.62%	7.84%	10.71%	8.29%	9.41%	5.69%	5.10%	3.02%	3.44%	2.96%	2.39%
BUSHLAND MIDDLE SCHOOL	485	462	475	480	472	493	492	505	541	563	615	652	676
MIDDLE SCHOOL TOTALS		462	475	480	472	493	492	505	541	563	615	652	676
Middle School Absolute Change		-11	13	5	-8	21	-1	13	36	22	52	37	24
Middle School Percent Change		-2.33%	2.81%	1.05%	-1.67%	4.45%	-0.20%	2.64%	7.13%	4.07%	9.24%	6.02%	3.68%
BUSHLAND HIGH SCHOOL	468	478	481	492	523	508	526	529	517	536	521	532	567
HIGH SCHOOL TOTALS		478	481	492	523	508	526	529	517	536	521	532	567
High School Absolute Change		13	3	11	31	-15	18	3	-12	19	-15	11	35
High School Percent Change		2.80%	0.63%	2.29%	6.30%	-2.87%	3.54%	0.57%	-2.27%	3.68%	-2.80%	2.11%	6.58%
DISTRICT TOTALS		1,433	1,441	1,495	1,574	1,628	1,704	1,759	1,820	1,884	1,948	2,020	2,099
District Absolute Change		6	8	54	79	54	76	55	61	64	64	72	79
District Percent Change		0.42%	0.56%	3.75%	5.28%	3.43%	4.67%	3.23%	3.47%	3.52%	3.40%	3.70%	3.91%

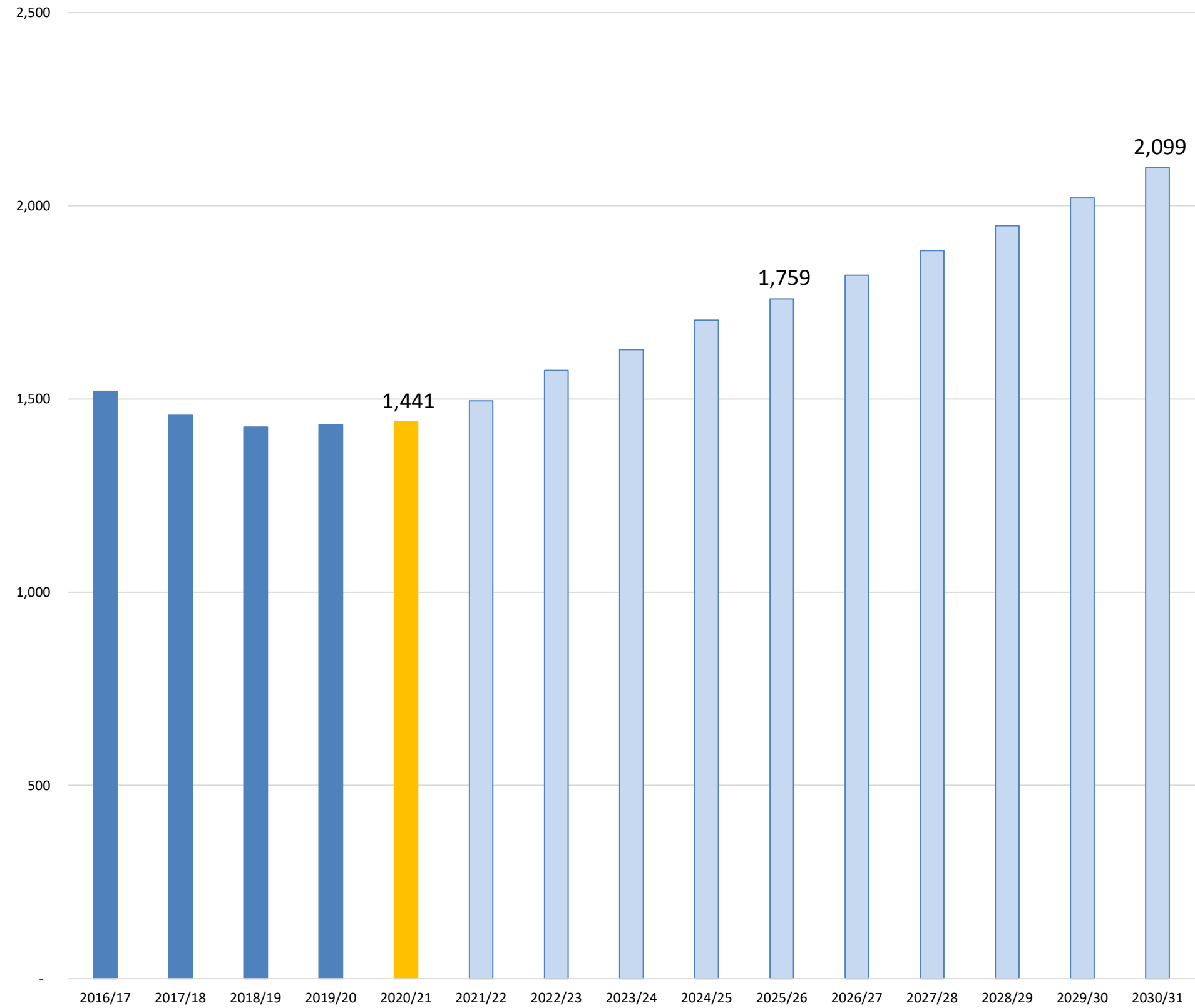
*Boxes highlighted in yellow are over stated capacity



Key Takeaways



Enrollment Forecast



- Many districts across Texas have experienced a 5%-6% decline in student enrollment
- BISD experienced the highest number of new home sales recorded in the last 10 years in 2020
- There are approx. 500 vacant developed lots and approx. 500 future planned lots throughout the district
- BISD will enroll more than 1,700 students for the 2025/26 school year, and more than 2,000 by 2030/31

Committee Chairman



Questions and Closing Comments?

Future Meetings



Thursday, January 21 at 6:30 p.m.

Meet at Bushland High School Library

Thursday, January 28 at 6:30 p.m.

Meet at Bushland Elementary School
Cafeteria

Tour Administration Areas

Tuesday, February 2 at 6 p.m.

Meet at Bushland High School Library

Committee Presentation to School Board at
Special Meeting

Thank You

**SEE YOU AT BUSHLAND HIGH SCHOOL
ON THURSDAY, JANUARY 21**

6:30 P.M. MEETING START

